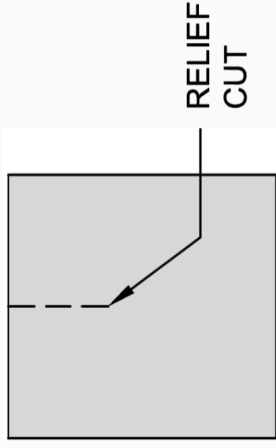
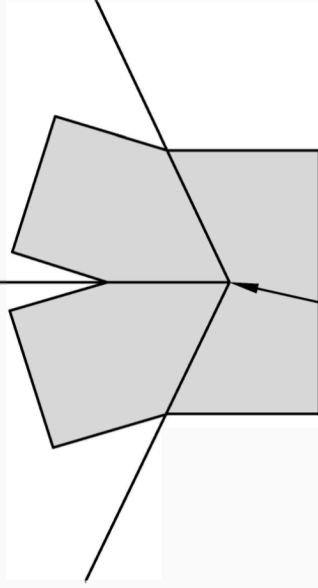


OPTION - A




PATCH-A

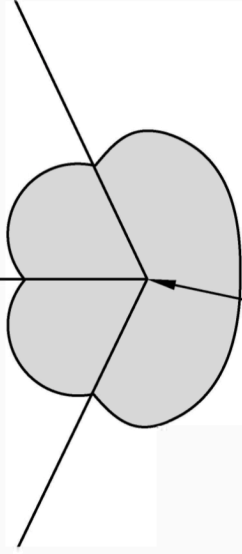


PATCH-A
INSTALLED AT CORNER

OPTION - B

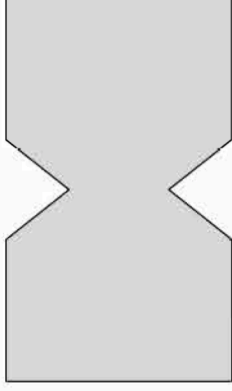


PATCH-B

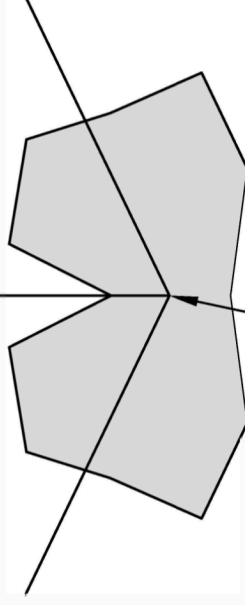


PATCH-B
INSTALLED AT CORNER

OPTION - C



PATCH-C



PATCH-C
INSTALLED AT CORNER

NOTES:

- A. VISIT WWW.SHARKSKINROOF.COM TO REVIEW THE COMPLETE LINE OF ROOF UNDERLAYMENTS, APPLICATIONS AND INSTALLATION INSTRUCTIONS
- B. REMOVE RELEASE LINER AT TIME OF INSTALLATION OF CORNER PATCH
- C. NOMINAL PATCH SIZE IS 6" X 6"
- C. FOR SEVERE WEATHER CLIMATES, PATCH SIZE IS 12" X 12"